

Bart Singh's XI vs Roy's XI

on

Saturday 05 August 2017

at

scored by
match umpire(s)
match referee(s)
player of the match

Roy's XI won by 39 runs

Team **Bart Singh's XI**
Score **125 for 10**
Overs **31.5**
Players **Ashish**
E Soanes
Raymond
B Singh (wk)
Navdeep Randhawa
J Laing
N La Fontaine
R Singh
Deepak
J A Metcalf
S J Singh

Team **Roy's XI**
Score **164 for 10**
Overs **35.0**
Players **T Nandi**
Vinayak
Roy Singh
Vivek
N Cockwell
Jonno
A Aloysius
Himchan
I Singh
D Dennis
Umar

Bart Singh's XI vs Roy's XI

Roy's XI INNINGS

Venue

Toss won by: **Roy's XI**

Sat 05-Aug-2017

BATSMAN	RUNS	HOW OUT	R	B	M	0s	1s	2s	3s	4s	5s	6s	SS	SR
1 T Nandi	1..W	b Deepak	1	4	7	3	1						25%	25.0
2 Vinayak	.2.....1.1....21W	c Navdeep Randhawa b N La Fontaine	7	26	43	21	3	2					19%	26.9
3 Roy Singh	.1.....44.41..21.....44...W	b N La Fontaine	25	50	47	41	3	1	5				18%	50.0
4 Vivek	1.1..1.12...1...14.....11W	hit wicket b Ashish	14	27	40	17	8	1		1			37%	51.9
5 N Cockwell	.1..11.....1.14...1..11.2111...1..111...11.11	not out	26	49	89	27	20	1		1			45%	53.1
6 Jonno	.1..11.41.....1...64.11.11.142W	lbw b Navdeep Randhawa	30	30	37	15	10	1		3	1		50%	100.0
7 A Aloysius	..2.1..1.W	b J A Metcalf	4	10	18	7	2	1					30%	40.0
8 Himchan	..2W	b J A Metcalf	2	4	2	3		1					25%	50.0
9 I Singh (LHB)	..1W	c J A Metcalf b Navdeep Randhawa	1	4	3	3	1						25%	25.0
10 D Dennis	1.1W	c R Singh b J A Metcalf	2	4	5	2	2						50%	50.0
11 Umar	..1.W	b R Singh	1	5	2	4	1						20%	20.0
35.0 OVERS			EXTRAS: 51 (34wd 2nb 8lb 7b 0p)			TOTAL 164		RUNS						

FOW	1	2	3	4	5	6	7	8	9	10
SCORE	10	46	61	94	145	150	153	161	161	164
OUT	T Nandi	Vinayak	Roy Singh	Vivek	Jonno	Himchan	I Singh	D Dennis	A Aloysius	Umar
OVER	1.3	10.1	14.4	21.4	30.4	31.2	32.1	33.5	33.6	34.6
P'SHIP	10	36	15	33	3	5	3	8	0	3

BOWLER	1	2	3	4	5	6	7	8	9	10	11	12	13	14	15	O	M	R	W	WD	NB	ECON
Navdeep Randhawa	R 3 W WD 2 NB			1	4	2 1 1	2 1 2									7	2	18	2	5	1	2.57
Deepak	R 1 W 1 WD 6 NB		1	1	3											4		21	1	11		5.25
N La Fontaine	R 5 W 3 WD 3 NB	1	9	3 1 1	5	6										5	1	33	2	11		6.60
R Singh (LB)	R 6 W WD NB	1	1	2	2	2 1 1										6		15	1	1		2.50
E Soanes	R 1 W WD 2 NB	6	3	2	5											5		19		2		3.80
Ashish	R 1 W 1 WD 1 NB	2	9	8												4		22	1	1	1	5.50
J A Metcalf (RM)	R 4 W 1 WD 1 NB	7	5	2	2											4		21	3	3		5.25

Bart Singh's XI vs Roy's XI

Bart Singh's XI INNINGS

Venue

Toss won by: **Roy's XI**

Sat 05-Aug-2017

BATSMAN	RUNS	HOW OUT	R	B	M	0s	1s	2s	3s	4s	5s	6s	SS	SR
1 Ashish	.2...W	b Vinayak	2	6	3	5	1						17%	33.3
2 E Soanes2.....11...1.....1.4.....W	b Jonno	10	51	64	45	4	1	1				12%	19.6
3 Raymond	1-	run out (Umar)	1	1	0		1						100%	100.0
4 B Singh (wk) (LHB)14...1.....41...1...4.2W	c Roy Singh b Vinayak	18	26	26	18	4	1	3				31%	69.2
5 Navdeep Randhawa (LHB)	.1.1.21...11...1.1.4.1..41.41...1.4..41...1211W	c & b Vinayak	39	49	74	27	15	2	5				45%	79.6
6 J Laing	1.....W	run out (Roy Singh)	1	10	27	9	1						10%	10.0
7 N La Fontaine	.W	b Jonno	0	2	0		2							0.0
8 R Singh	...W	c D Dennis b Vivek	0	4	1		4							0.0
9 Deepak	...W	b Jonno	0	4	1		4							0.0
10 J A Metcalf2..41..4...1.41.11	not out	19	26	23	17	5	1	3				35%	73.1
11 S J Singh	1...1...1.1...W	b Umar	4	15	11	11	4						27%	26.7
31.5 OVERS			EXTRAS: 31 (26wd 3nb 2lb 0b 0p)			TOTAL 125		RUNS						

FOW	1	2	3	4	5	6	7	8	9	10
SCORE	4	7	34	51	86	86	87	91	102	125
OUT	Ashish	Raymond	B Singh	E Soanes	J Laing	N La Fontaine	R Singh	Deepak	Navdeep Randhawa	S J Singh
OVER	1.6	3.4	10.6	16.6	22.4	22.6	23.6	24.4	27.1	31.5
P'SHIP	4	3	27	17	35	0	1	4	11	23

BOWLER	1	2	3	4	5	6	7	8	9	10	11	12	13	14	15	O	M	R	W	WD	NB	ECON
Vivek	R W WD NB	1	1	1	1	3	1									6		9	1	2		1.50
Vinayak	R W WD NB	2	1	3	6	3	10									6		33	3	7	2	5.50
Roy Singh	R W WD NB	2	6	4	1	6										5		23		4		4.60
Jonno	R W WD NB	1	1	1	5	1	1	1								7		20	3	11		2.86
I Singh (LFM)	R W WD NB	3	1	7	5											4		19		2	1	4.75
D Dennis	R W WD NB	9	7													2		16				8.00
Umar	R W WD NB	2	1													1.5		3	1			1.64

Bart Singh's XI vs Roy's XI

Roy's XI INNINGS

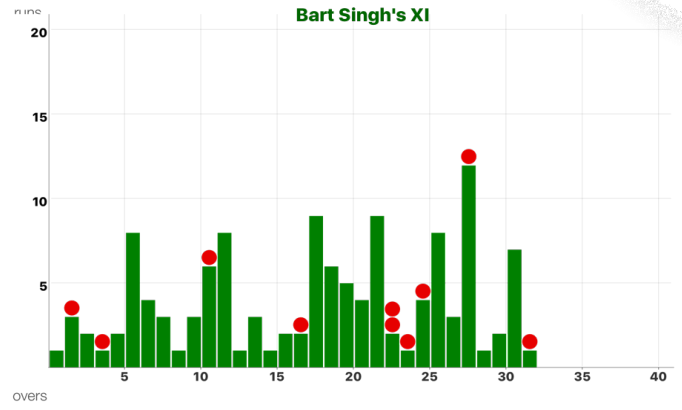
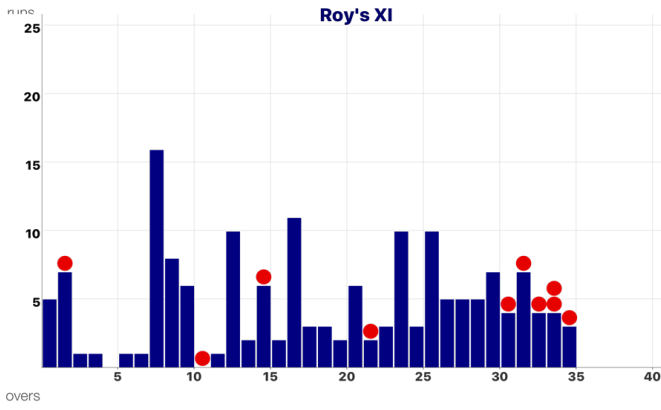
O	RUNS	WKT	BOWLER	BALL BY BALL
1	5	0	Navdeep	1 1wd 1wd . 2 . . .
2	12	1	Deepak	3wd 1wd 1wd . . W 1wd . 1 .
3	13	1	Navdeep	. . 1by . . .
4	14	1	Deepak	. . . 1wd . . .
5	14	1	Navdeep
6	15	1	Deepak	. . . 1wd . . .
7	16	1	Navdeep	. 1
8	32	1	Deepak	. 1 1wd 4by 1wd 4 1wd 4 .
9	40	1	N La Fontaine	. . 2wd 1wd 4 1 . .
10	46	1	R Singh	. . 2 1 2 1
11	46	2	N La Fontaine	W
12	47	2	R Singh	1
13	57	2	N La Fontaine	1wd . 1 . . 4 4
14	59	2	R Singh	. . 1 . 1lb .
15	65	3	N La Fontaine	1lb 1 . W 1lb 1wd 2
16	67	3	R Singh	1 . . . 1 .
17	78	3	N La Fontaine	. 3wd . 1wd . 1 2wd 4 .
18	81	3	R Singh	. 1 . 1lb 1 .
19	84	3	E Soanes	1wd 1wd . . . 1 . .
20	86	3	Ashish	. 1wd . . . 1 .
21	92	3	E Soanes	. 1 1 4 . .
22	94	4	Ashish	1 . 1 W . .
23	97	4	E Soanes	1 . 1 . . 1
24	107	4	Ashish	1nb-1 1 . 4 1 . 2
25	110	4	E Soanes	. . 1lb 1 . 1
26	120	4	Ashish	. 1lb 1 1lb 1 6
27	125	4	E Soanes	. . . 1 4 .
28	130	4	J A Metcalf	. . 1 1 1 1wd 1
29	135	4	Navdeep	. 1 1 1 . . 1nb 1
30	142	4	J A Metcalf	1 . 1 . 1 4
31	146	5	Navdeep	. 1by 2 W 1wd . .
32	153	6	J A Metcalf	2wd 2 W . . 1 2
33	157	7	Navdeep	W . 1 1 1wd 1wd . .
34	161	9	J A Metcalf	1lb 1 1 1by W W
35	164	10	R Singh	. . 1 1 1wd . W

Bart Singh's XI INNINGS

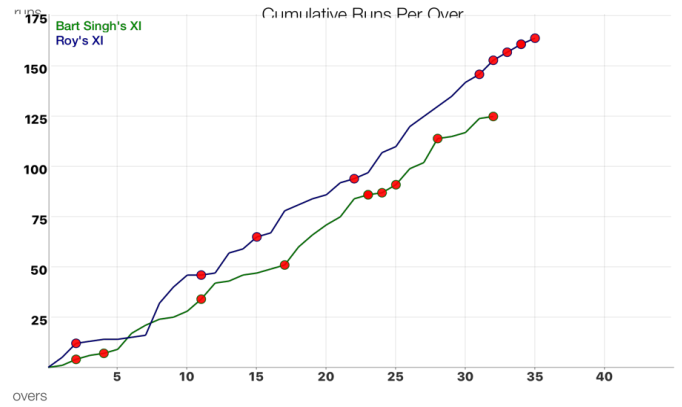
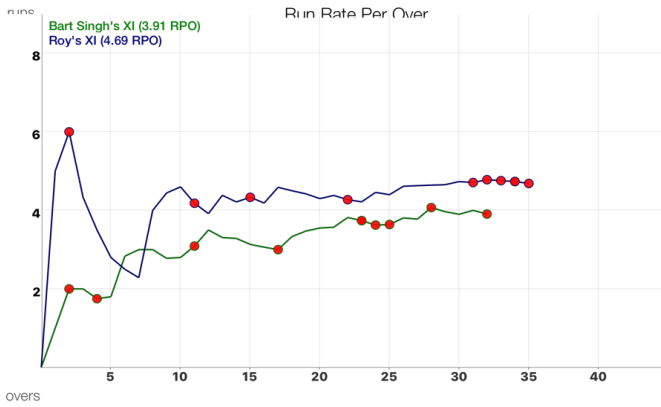
O	RUNS	WKT	BOWLER	BALL BY BALL
1	1	0	Vivek	. 1wd
2	4	1	Vinayak	. 2 . 1wd . . W
3	6	1	Roy Singh 2
4	7	2	Vivek	1 . . W . .
5	9	2	Vinayak	. 1wd . . . 1lb .
6	17	2	Roy Singh	2wd 1 4 . . . 1
7	21	2	Roy Singh 4
8	24	2	Vinayak	. . 1 1 1 .
9	25	2	Roy Singh	. . . 1 . .
10	28	2	Vivek	1lb 1 . . 1wd . .
11	34	3	Vinayak	. . 4 . 2 W
12	42	3	Roy Singh	1wd 1wd . 1 . 1 . 4
13	43	3	Jonno	. 1
14	46	3	I Singh	. 2 1 . . .
15	47	3	Jonno 1 .
16	49	3	I Singh	1 . . . 1wd . .
17	51	4	Jonno 1 1wd W
18	60	4	I Singh	. 1wd 1 1 . 1nb-4 . 1
19	66	4	Jonno	1wd . . 4 1 . .
20	71	4	I Singh	. 4 1 . . .
21	75	4	Jonno	. . 3wd . 1 . .
22	84	4	D Dennis	. 4 . . 4 1
23	86	6	Jonno	. . 2wd . W . W
24	87	7	Vivek	. 1 . . . W
25	91	8	Jonno	4wd . . . W . .
26	99	8	Vinayak	2 5wd 1
27	102	8	Vivek	1 . . 2 . . .
28	114	9	Vinayak	W 1nb-4 1 1 1nb . 4 .
29	115	9	Vivek	. . . 1 . .
30	117	9	Umar	. . . 1 1 .
31	124	9	D Dennis	. 4 1 1 . 1
32	125	10	Umar	1 . . . W

Bart Singh's XI vs Roy's XI

Manhattan



WORM



Bart Singh's XI vs Roy's XI

Batsmans Stats.

BATSMAN	TEAM	R	B	MIN	4s	6s	SR	SS	N/O	50s	100s
1 Navdeep Randhawa	Bart Singh's XI	39	49	74	5		79.6	36.7%			
2 Jonno	Roy's XI	30	30	37	3	1	100.0	50.0%			
3 N Cockwell	Roy's XI	26	49	89	1		53.1	44.9%	1		
4 Roy Singh	Roy's XI	25	50	47	5		50.0	18.0%			
5 J A Metcalf	Bart Singh's XI	19	26	23	3		73.1	38.5%	1		
6 B Singh	Bart Singh's XI	18	26	26	3		69.2	30.8%			
7 Vivek	Roy's XI	14	27	40	1		51.9	33.3%			
8 E Soanes	Bart Singh's XI	10	51	64	1		19.6	9.8%			
9 Vinayak	Roy's XI	7	26	43			26.9	15.4%			
10 A Aloysius	Roy's XI	4	10	18			40.0	20.0%			
11 S J Singh	Bart Singh's XI	4	15	11			26.7	26.7%			
12 D Dennis	Roy's XI	2	4	5			50.0	50.0%			
13 Himchan	Roy's XI	2	4	2			50.0	25.0%			
14 Ashish	Bart Singh's XI	2	6	3			33.3	16.7%			
15 Raymond	Bart Singh's XI	1	1				100.0	100.0%			
16 I Singh	Roy's XI	1	4	3			25.0	25.0%			
17 T Nandi	Roy's XI	1	4	7			25.0				
18 Umar	Roy's XI	1	5	2			20.0	20.0%			
19 J Laing	Bart Singh's XI	1	10	27			10.0	10.0%			
20 R Singh	Bart Singh's XI	0	4	1			0.0				
21 N La Fontaine	Bart Singh's XI	0	2				0.0				
22 Deepak	Bart Singh's XI	0	4	1			0.0				

Bowlers Stats.

BOWLER	TEAM	W	R	O	M	B	WD	NB	CT	ST	ECON	AVG	SR
1 Jonno	Roy's XI	3	20	7.0		42	11				2.86	6.67	14.00
2 J A Metcalf	Bart Singh's XI	3	21	4.0		24	3		1		5.25	7.00	8.00
3 Vinayak	Roy's XI	3	33	6.0		36	7	2	1		5.50	11.00	12.00
4 Navdeep Randhawa	Bart Singh's XI	2	18	7.0	2	43	5	1	1		2.57	9.00	21.50
5 N La Fontaine	Bart Singh's XI	2	33	5.0	1	30	11				6.60	16.50	15.00
6 Umar	Roy's XI	1	3	1.5		11					1.64	3.00	11.00
7 Vivek	Roy's XI	1	9	6.0		36	2				1.50	9.00	36.00
8 Deepak	Bart Singh's XI	1	21	4.0		24	11				5.25	21.00	24.00
9 R Singh	Bart Singh's XI	1	15	6.0		36	1		1		2.50	15.00	36.00
10 Ashish	Bart Singh's XI	1	22	4.0		24	1	1			5.50	22.00	24.00
11 D Dennis	Roy's XI		16	2.0		12			1		8.00		
12 I Singh	Roy's XI		19	4.0		24	2	1			4.75		
13 E Soanes	Bart Singh's XI		19	5.0		30	2				3.80		
14 Roy Singh	Roy's XI		23	5.0		30	4		1		4.60		